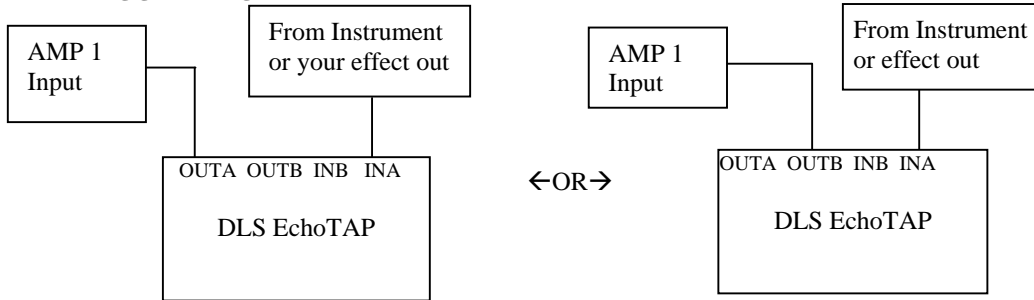


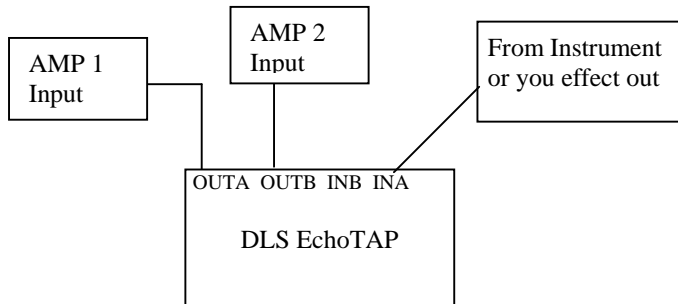
# DLS *Effects, Inc*

## DLS *RotoSIM*<sup>TM</sup> hookup information:

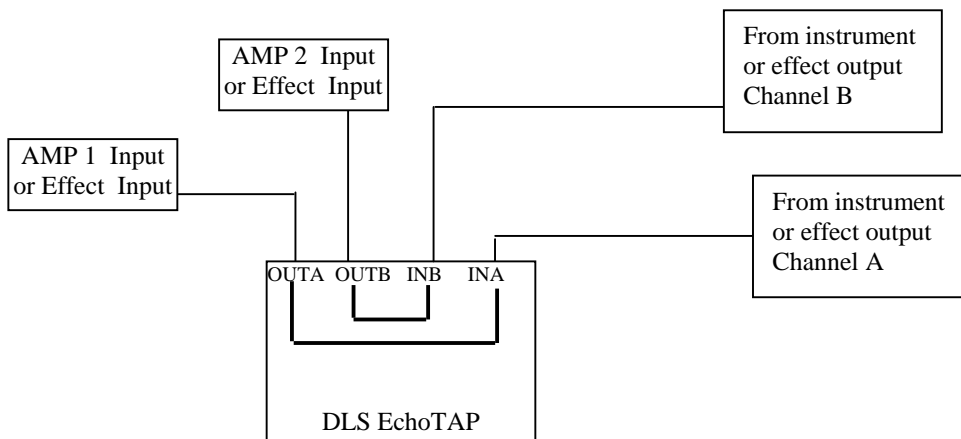
- 1) **Mono In -Mono Out** hookup: Instrument to “Input A”, use either “OutA” or “OutB” to amplifier. (\*\*See Note 1 below concerning grounding)



- 2) **Mono in - Stereo Out** hookup: Connect Instrument to “Input A”, connect “OutA” to amplifier #1 and “OutB” to amplifier #2. (\*\*See Note 1 below concerning grounding)



- 3) **Stereo In - Stereo Out:** Connect 1<sup>st</sup> input to “Input A”, connect “Out A” to amplifier #1, Connect 2<sup>nd</sup> input to “Input B” and “OutB” to amplifier #2. (\*\*See Note 1 below concerning grounding)



- 4) **Power for *RotoSIM*:** Input +9vdc to 13.8vdc, 90ma minimum, any polarity 2.1mm jack. A 9vdc pedal board supply may be used provided it can supply a minimum 9vdc at a minimum of 90ma, the plug polarity does not matter. A 115vac, 60hz input to 9vdc output wall plug in transformer is included. (\*\*See Note 1 below concerning grounding)

**\*\*Note 1: Warning; proper grounding and electrical hookup are required when hooking up any electrical products. In-correct grounding can cause injury or even death. If in doubt concerning grounding or electrical hookup, consult with a qualified electrician or qualified dealer.**